

Smartshares Exchange Traded Funds

Smartshares Global Bond ETF

Fund update for the quarter ended 30 June 2023

This fund update was first made publicly available on 31 July 2023.

What is the purpose of this update?

This document tells you how the Smartshares Global Bond ETF has performed and what fees were charged. The document will help you to compare the fund with other funds. Smartshares Limited prepared this update in accordance with the Financial Markets Conduct Act 2013. This information is not audited and may be updated.

Description of this fund

Invests in international bonds, with the objective of outperforming the Bloomberg Global Aggregate Bond Index by 1% per annum over rolling 3-year periods, hedged to the New Zealand dollar. The investment manager is PIMCO Australia Pty Ltd.

Total value of the fund: \$261,801,905
 The date the fund started: 12 November 2015

To help you clarify your own attitude to risk, you can seek financial advice or work out your risk profile at sorted.org.nz/tools/investor-kickstarter.


Note that even the lowest category does not mean a risk-free investment, and there are other risks that are not captured by this rating.

This risk indicator is not a guarantee of a fund's future performance. The risk indicator is based on the returns data for 5 years to 30 June 2023. While risk indicators are usually relatively stable, they do shift from time to time. The risk indicator will continue to be updated in future fund updates.

See the Product Disclosure Statement for the Smartshares Exchange Traded Funds – Specialist Series for more information about the risks associated with investing in this fund.

What are the risks of investing?

Risk indicator for the Smartshares Global Bond ETF



The risk indicator is rated from 1 (low) to 7 (high). The rating reflects how much the value of the fund's assets goes up and down. A higher risk generally means higher potential returns over time, but more ups and downs along the way.

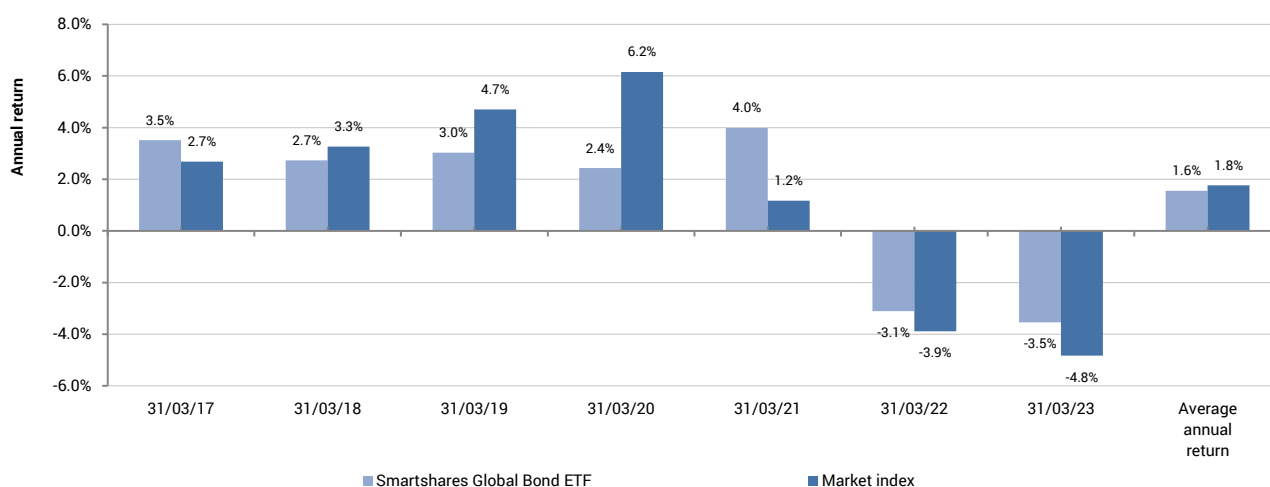
How has the fund performed?

	Average over past 5 years	Past year
Annual return (after deductions for charges and tax)	0.50%	0.31%
Annual return (after deductions for charges but before tax)	0.67%	0.39%
Market index annual return (reflects no deduction for charges and tax)	0.58%	0.02%

The market index annual return is based on the annual return of the Barclays Global Aggregate Index (100% hedged to the New Zealand dollar). Additional information about the market index is available in the 'Other Material Information' document on the offer register at disclose-register.companiesoffice.govt.nz.



Annual return graph



This shows the return after fund charges and tax for each year ending 31 March since the fund started. The last bar shows the average annual return since the fund started, up to 30 June 2023.

Important: This does not tell you how the fund will perform in the future.

Returns in this update are after tax at the highest prescribed investor rate (PIR) of tax for an individual New Zealand resident. Your tax may be lower.

What fees are investors charged?

Investors in the Smartshares Global Bond ETF are charged fund charges. In the year to 31 March 2023 these were:

	% per annum of fund's net asset value
Total fund charges	0.54%
Which are made up of:	
Total management and administration charges	0.54%
Including:	
Manager's basic fee	0.53%
Other management and administration charges	0.01% ¹

Investors may also be charged individual action fees for specific actions or decisions (for example, withdrawing from or switching funds). See the Product Disclosure Statement for Smartshares Exchange Traded Funds – Specialist Series for more information about those fees.

The fees set out above include GST where applicable.

Small differences in fees and charges can have a big impact on your investment over the long term.

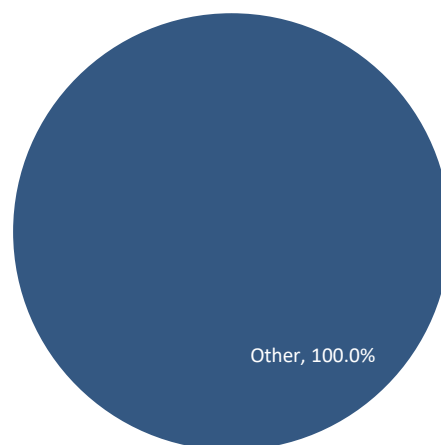
Example of how this applies to an investor

Tara had \$10,000 in the fund at the start of the year and did not make any further contributions. At the end of the year, Tara received a return after fund charges were deducted of \$31 (that is 0.31% of her initial \$10,000). This gives Tara a total return after tax of \$31 for the year.

What does the fund invest in?

Actual investment mix

This shows the types of assets that the fund invests in.





Target investment mix

This shows the mix of assets that the fund generally intends to invest in.

Asset Category	Target asset mix
Cash and cash equivalents	-
New Zealand fixed interest	-
International fixed interest	100.00%
Australasian equities	-
International equities	-
Listed property	-
Unlisted property	-
Commodities	-
Other	-

Top 10 investments

Name	% of fund's net asset value	Type	Country	Credit rating (if applicable)
Mortgage Passthrough TBA	17.88%	International fixed interest	United States	AA+
Mortgage Passthrough TBA	7.33%	International fixed interest	United States	AA+
Japan Treasury Disc Bill 0.00% 24/07/2023	6.23%	International fixed interest	Japan	A+
Japan Treasury Disc Bill 0.00% 19/09/2023	5.05%	International fixed interest	Japan	A+
Treasury Bill 0.00% 19/09/2023	4.48%	International fixed interest	United States	AAA
Treasury Bill 0.00% 28/09/2023	3.98%	International fixed interest	United States	AAA
Japan Treasury Disc Bill 0.00% 3/07/2023	3.57%	International fixed interest	Japan	A+
French Discount T-Bill 0.00% 19/07/2023	3.56%	International fixed interest	France	AA
Japan Treasury Disc Bill 0.00% 31/07/2023	3.22%	International fixed interest	Japan	A+
Treasury Bill 0.00% 21/09/2023	3.17%	International fixed interest	United States	AAA

The top 10 investments make up 58.47% of the fund's net asset value.

Currency hedging

As at 30 June 2023 the fund's exposure to assets denominated in foreign currencies was 98.73%, of which 99.39% was hedged. This means the fund's unhedged foreign currency exposure was 0.60% of the net asset value of the fund. See the current SIPO on the offer register at disclose-register.companiesoffice.govt.nz for more information on the fund's currency hedging strategy.



Key personnel

This shows the directors and employees who have the most influence on the investment decisions of the fund:

Name	Current position	Time in current position	Previous or other current position	Time in previous or other current position
Sachin Gupta	Portfolio Manager - PIMCO Australia	19 years and 8 months		
Andrew Balls	Portfolio Manager - PIMCO Australia	16 years and 8 months		

Further information

You can also obtain this information, the Product Disclosure Statement for the Smartshares Exchange Traded Funds – Specialist Series, and some additional information from the offer register at disclose-register.companiesoffice.govt.nz.

Notes

- 1 These charges refer to the normal fund operating costs that are charged to the fund. For disclosure purposes, supervisor, audit and legal costs are not included in the manager's basic fee, but are included in the other management and administration charges. Some of these are fixed costs so the amount shown can range from 0% up to the total fund charges depending on the total value of the fund.