



**HALF YEAR RESULTS
INVESTOR PRESENTATION**

For the six months ended
31 January 2022



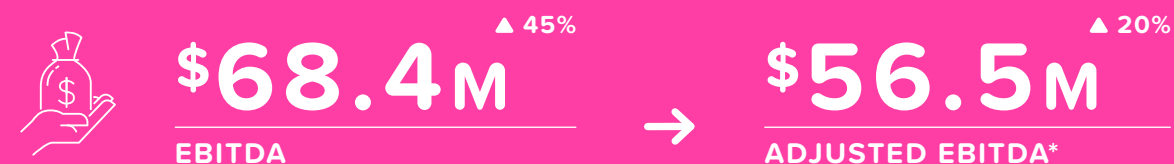
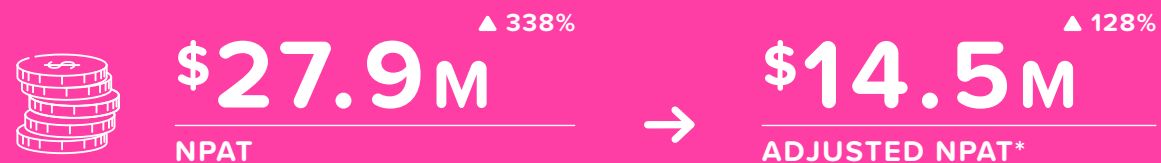
FINANCIAL PERFORMANCE

Robert Stowell
Chief Financial Officer

A birds eye view of Synlait's 600m long rail siding hard stand where up to 30 wagons can be loaded with containers filled from Dry Store 4.



KEY FINANCIAL METRICS



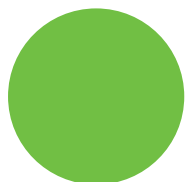
All comparisons are to H1 21 which has been restated for a change in accounting policy.

* Excluding Synlait Auckland gain on sale and leaseback and related items.

BUSINESS REVIEW ACTIONS PROGRESSED IN FIRST HALF

Significant progress made to create more value and support a return to sustainable profitability, however there is still work to do and opportunities to unlock:

Value created in H1 22



Cost structure review


- Cost structure review completed.
- Organisational reset completed.
- Both delivered savings ahead of budget.

Working capital management

- Cashflow initiatives implemented.
- Improved sales phasing and inventory reductions.
- Sale and leaseback of Synlait Auckland completed.

Ingredients

- Team structure reviewed, new appointments made.
- Sales strategy and policy reviewed.
- Key projects progressing to plan.



Nutritionals


- Team structure reviewed, new appointments made.
- Sales strategy and priorities reviewed.
- Key projects progressing to plan.

Capital projects management

- Tighter control, CAPEX down on FY21.
- ERP implementation \$20 million over budget.
- CAPEX increase for Synlait Pokeno's new customer.

Consumer Foods

- Focused on growth and operational performance.
- Inventory management and working capital going well.
- Talbot Forest Cheese investment to deliver acceptable return.



Beverages & Cream

- New executive appointed and reorganisation completed.
- Synlait Swappa Bottle pilot off to a good start.
- UHT product launch date delayed.

Operations

- New Executive appointed and reorganisation completed.
- Slow progress on key metrics due to reorganisation, COVID-19, and supply chain challenges.

REVENUE AND SALES VOLUMES

Revenue up 19% (\$126.4m), driven by ingredients volumes and commodity price increases. This is Synlait's largest H1 volume and revenue on record.

Ingredients

Increase in sales revenue (H1 22: \$423.7m vs H1 21: \$275.0m) driven by:

- Higher sales volumes (H1 22: 72,028 MT vs H1 21: 56,971 MT).
- Higher dairy commodity prices and strong FX position.

Nutritionals

Decrease in sales revenue (H1 22: \$174.8m vs H1 21: \$223.7m) driven by:

- Lower sales volumes (H1 22: 13,774 MT vs H1 21: 19,679 MT) due to ongoing rebalancing of inventory levels by The a2 Milk Company.
- Lactoferrin performance consistent with H1 21 in a firm market (H1 22: 8.4 MT vs H1 21: 9.4 MT).

Beverages & Cream

Lower than expected increase in sales revenue (H1 22: \$22.0m vs H1 21: \$18.5m) driven by:

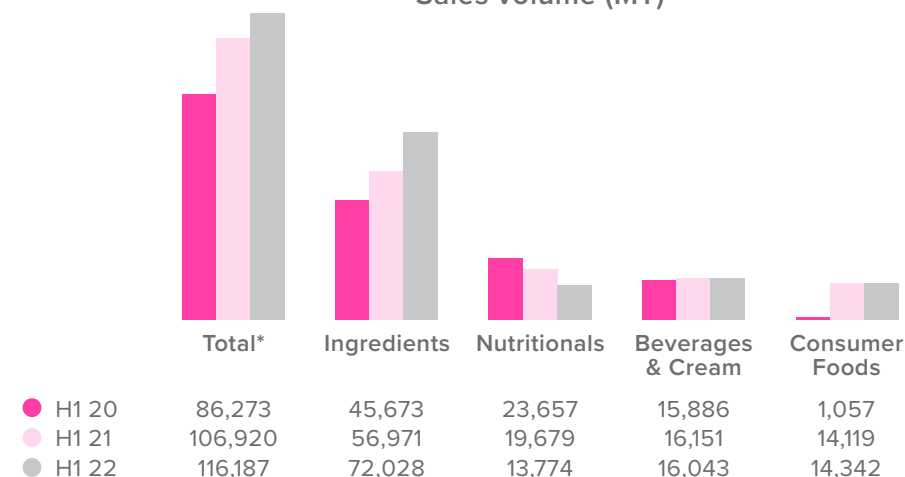
- Flat sales volumes (H1 22: 16,043 MT vs H1 21: 16,151 MT).
- Sales prices bolstered by higher dairy commodity prices.
- Performance below expectations due to the need for ongoing product formulation refinement.

Consumer Foods

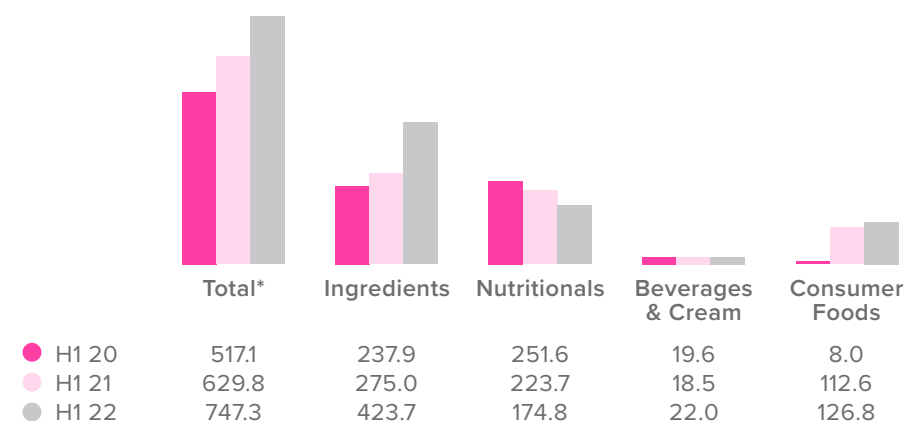
Increase in sales revenue (H1 22: \$126.8m vs H1 21: \$112.6m) driven by:

- Higher dairy commodity prices.
- Flat sales volumes (H1 22: 14,342 MT vs H1 21: 14,119 MT).

Sales volume (MT)



Revenue (\$ millions)



* Totals exclude raw milk and cream sales, freight recoveries, and other revenue items which are not attributable to business units.

PRODUCTION AND INVENTORY VOLUMES

Production reduced 9% (10,371MT), driven mainly by less milk processed and product mix changes. Closing inventories down 29% on H1 21.

Ingredients

Decrease in production (H1 22: 87,812 MT vs H1 21: 95,151) driven by less milk processed (down 4.1%):

- Milk supply adversely impacted by weather.
- Sales of raw cream increased to maximise Skim Milk Powder sales due to dairy commodity prices.
- Scheduled milk sales at Synlait Pokeno to accommodate modifications for new multinational customer.

Nutritionals

Decrease in production (H1 22: 8,475 MT vs H1 21: 9,188 MT) driven by:

- Careful working capital management, i.e. running down infant base powders.
- Maximised throughput of ingredients during peak of milk season to increase capacity.

Beverages & Creams

- Production flat half-on-half (H1 22: 16,096MT vs H1 21: 16,078MT).

Consumer Foods

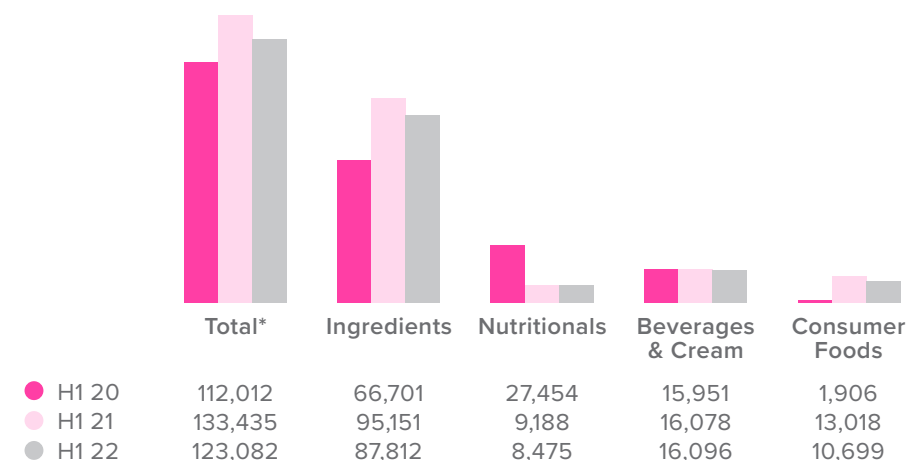
- Decrease in production (H1 22: 10,699 MT vs H1 21: 13,018 MT) due to temporary shut of Talbot Forest Cheese.

Closing inventory volumes

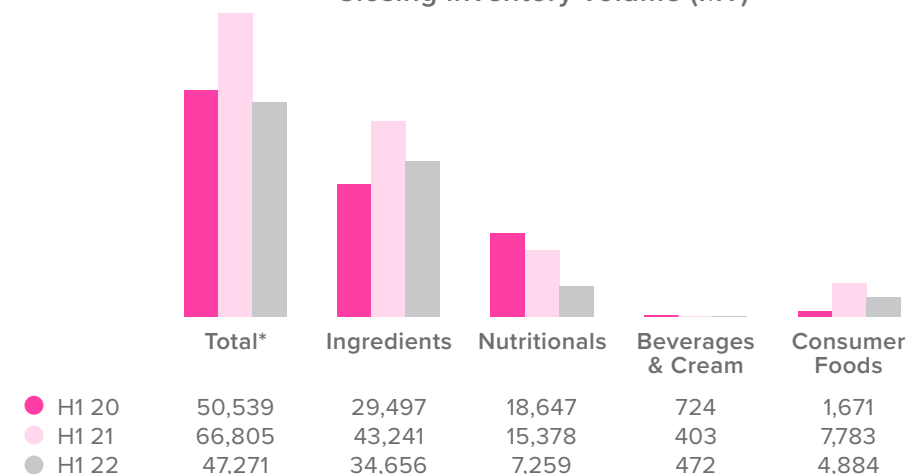
Inventory volumes significantly down due to:

- Active programme to sell down ingredients products. Pleasingly, there was a 20% improvement on H1 21 despite global shipping challenges.
- Rebalancing of infant base powders. Nutritional inventories down 53%.

Production volume (MT)



Closing inventory volume (MT)



* Totals exclude amounts not attributable to business units.

** Nutritional inventories include nutritional base powders. Consumer Foods inventories include bulk and maturation cheese. These are classified as work in process and raw materials in the Group's financial statements.

GROSS MARGIN PERFORMANCE

Reported gross margin improved 16% (\$9.4m) due to significant recovery of the Ingredients business cost reductions and resilience of the Lactoferrin business.

Ingredients

Gross margin (H1 22: \$34.7M vs H1 21: \$19.0M) higher due to:

- Improved focus on sales pricing and phasing.
- Improved cost structure as a result of recent cost savings initiatives.
- Improved FX position.

Nutritionals

Gross margin (H1 22: \$25.6M vs H1 21: \$31.7M) lower due to:

- Lower sales of infant formula due to The a2 Milk Company's ongoing rebalancing of inventories.
- This was off set by the consistent performance of the lactoferrin business, improved FX and recent cost savings.

Beverages & Creams

Gross margin (H1 22: \$-0.3m vs H1 21: \$-1.7m) higher due to:

- Lower cost structure from recent cost savings initiatives.
- Ongoing product formulation refinement.

Consumer Foods

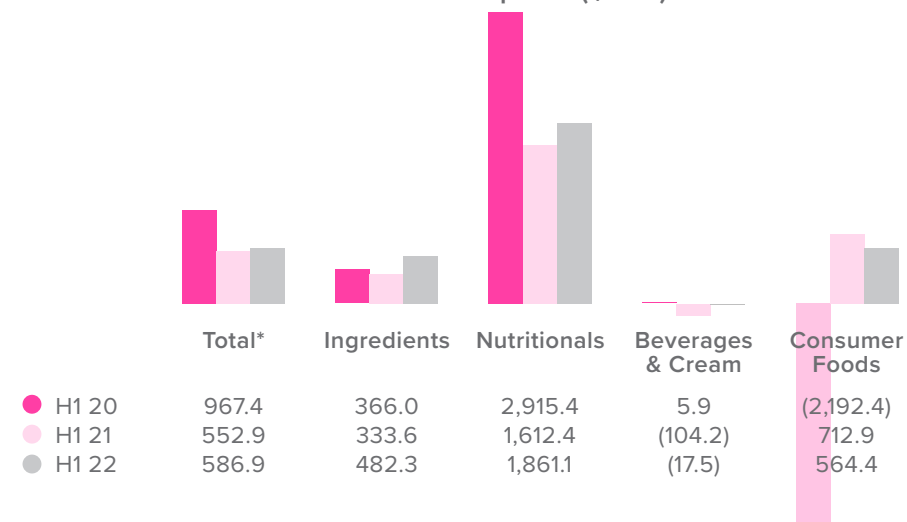
Gross margin (H1 22: \$8.1m vs H1 21: \$10.1m) lower due to:

- Continued impact of over supply in butter market not prevalent in H1 21.
- Significant sales of high-cost cheese manufactured at Talbot Forest Cheese; these cheeses have been consumed so will not impact H2 22.

Gross profit (\$ millions)



Gross profit (\$/MT)

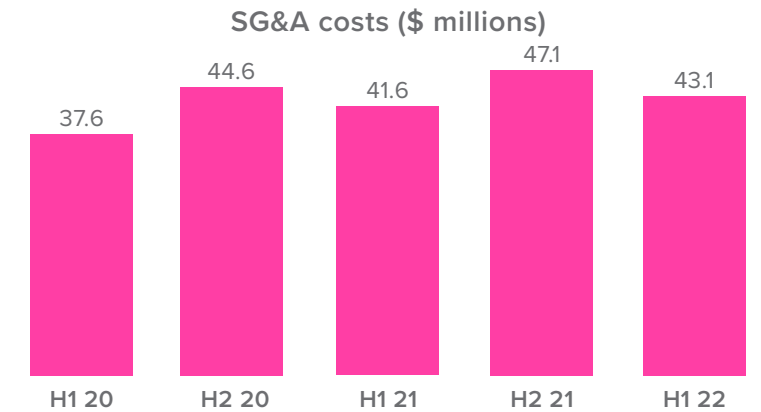
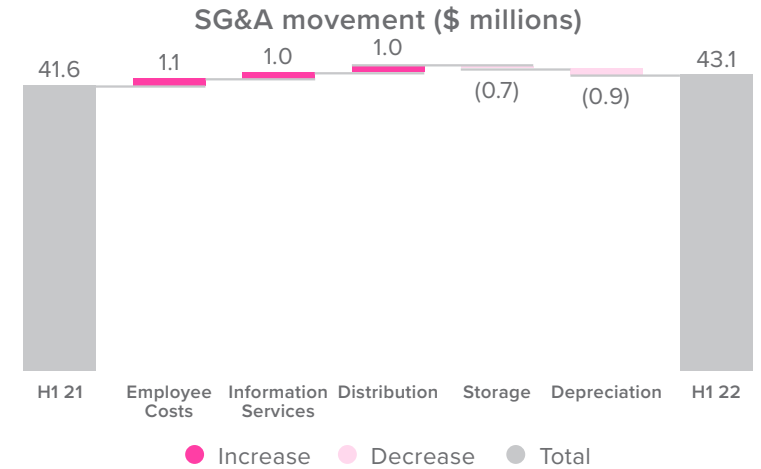


* Totals exclude amounts not attributable to business units.

OPERATING COST PERFORMANCE

Cost structure reviewed; on-track to achieve at least \$7m in organisational reset savings in FY22. SG&A costs mainly impacted by higher software and short-term contractor costs.

- Majority of benefits from cost savings initiatives were realised in operations and are reflected in improved gross profitability.
 - As a result, manufacturing employee and other related costs included in cost of sales down \$5.2m compared to H1 21. Initially targeted \$7m for full year.
- SG&A costs are higher than H1 21 due to:
 - Non-capital ERP implementation costs and accounting policy change for small cloud software projects.
 - Executive recruitment and higher short-term contract labour costs due to organisational reset.
- Storage costs for warehousing lower compared to H1 21 due to completion of Dry Store 4 in FY21.
- Distribution costs higher due to increased freight costs and volumes shipped.
- Depreciation lower due to:
 - Reduced software cost base due to FY21 derecognition of cloud software costs.
 - Reduced building lease depreciation due to completion of Dry Store 4.

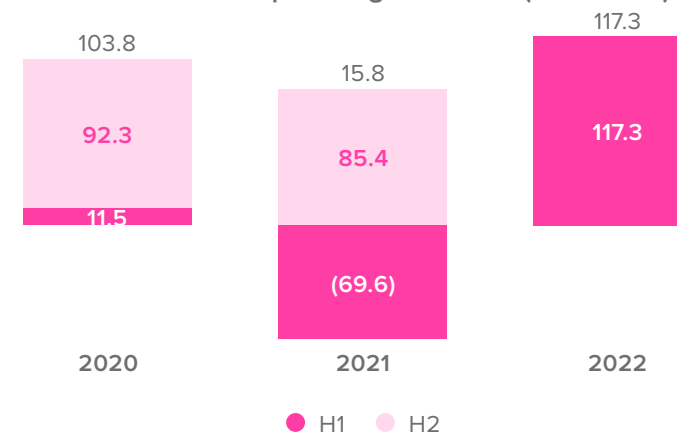


CASH FLOW AND NET DEBT

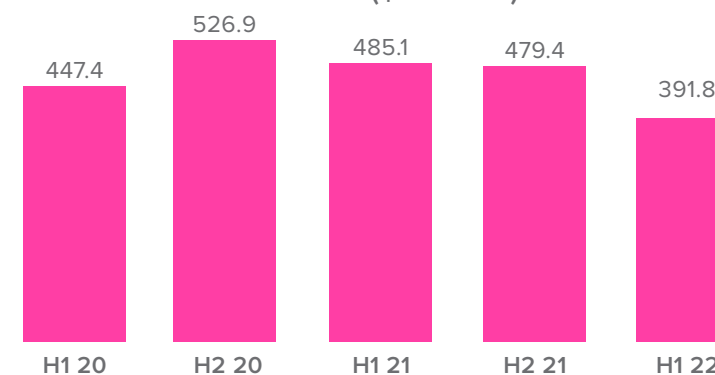
Net debt reduced as inventory was sold down and profitability lifted. Synlait remains comfortably within its banking arrangements and is focused on getting back to normal metrics in FY23.

- Improved operating cash flows and net debt position due to:
 - Better working capital management including a sell-down of inventory levels across the Group.
 - Improved profitability – beginning to see realised benefits from cost savings workstreams.
- The balance sheet remains on-track to return to normal metrics within two years. Synlait is targeting a net debt to EBITDA ratio of 3.5x to 4.0x in FY22.
- Synlait expects all its banking arrangements to remain within limits throughout FY22.
- Lower investing cash outflows also contributed to net debt reduction. Decrease driven by:
 - Proceeds from sale of Synlait Auckland's land and building (\$30.1m).
 - Completion of Dry Store 4 and Rail Siding in FY21.
 - Only two major projects currently underway (ERP and Synlait Pokeno):
 - ERP implementation spend in H1 22 was \$16.0m (total spend to date \$43.9m) with ~\$16.9m to be incurred over H2 22 and H1 23.
 - Synlait Pokeno modifications spend in H1 22 was \$18.2m (total spend to date \$52.7m) with ~\$34.3m to be incurred before completion in FY23.
 - Operational and residual growth capex spend in H1 22 was \$11.8m, with ~\$27.8m to be incurred over H2 22.

Net cash from operating activities (\$ millions)



Net debt (\$ millions)



BUSINESS PERFORMANCE

Grant Watson
Chief Executive Officer

Synlait has mandated that all staff, contractors and visitors must be fully vaccinated against COVID-19 to enter our facilities. As an additional precaution all staff are currently undergoing daily rapid antigen testing on entry to our sites. Here a staff member is tested by our health and safety team on arrival at work.



FIRST IMPRESSIONS FROM OUR NEW CEO

1. Synlait has amazing DNA

- Innovative and disruptive culture, and strong sustainability credentials set Synlait apart.
- Desire to do things differently is infectious and evident everywhere.

2. Momentum is building

- Today's result validates that momentum is building.
- Six months into a two year recovery, the plan is being driven forward with pace.

3. Greater focus and accountability is required to get to the next level

- To deliver on Synlait's enormous potential and return to strong, sustainable growth, a greater level of focus and accountability is needed across the organisation.
- Improving systems, tools, and processes will increase Synlait's ability to execute with excellence – this is a significant opportunity.

4. People make Synlait what it is today

- Farmer suppliers remain committed to delivering excellence through Lead With Pride™.
- Continue to strengthen current customer relationships and build connections with future ones.
- This cannot be achieved without Synlait's staff who remain committed and loyal after a challenging few years.

Penny and Mark Brown and their boys are proud Lead With Pride™ GoldPlus certified farmer suppliers to Synlait Pokeno.



BUSINESS UPDATE INGREDIENTS

Separating out the Ingredients business as part of the organisational reset has seen:

- An increased focus on discipline and execution of the sales strategy.
- Improved processes as Synlait works to extract more from its value chain.
- Increased engagement with multinational customers to drive sustainable, profitable growth.

Made With Better Milk

- Active discussions underway with Synlait's current multinational customers in the ingredients space about how Made With Better Milk can help meet their climate and sustainability targets.
- Sales and marketing strategies continue to be prioritised.

Tankers collect milk from Synlait's Lead With Pride™ certified farmer suppliers for Made With Better Milk products.



BUSINESS UPDATE

NUTRITIONALS

The a2 Milk Company

- Renewing the State Administration for Market Regulation (SAMR) licence for Chinese labelled a2 Platinum® Infant Formula is a critical project:
 - Dossier submitted to SAMR and technical review expected to be complete by end of April.
 - Onsite audit to be conducted by Ministry for Primary Industries (MPI) on behalf of SAMR likely in June/July.
 - Re-registration decision expected by end of 2022.

Nutritional Base Powders

- Initiatives and trials underway with several multinationals and China domestic players as global market reset.
- Product portfolio development has expanded to include all life stage nutritional powders (paediatric to adult).

Lactoferrin

- Use of lactoferrin growing in other nutritional segments (i.e. vitamins and minerals supplements).
- Majority of China infant formula re-registrations include higher lactoferrin dosages to improve product quality.
- Pricing remains firm given current market dynamics.

Synlait Pokeno's new multinational customer

- First base powder and finished goods trials complete.
- Main build at Synlait Pokeno complete, despite COVID-19 related restrictions. Packaging build on track.
- No change to previously communicated CAPEX spend or volume expectations.
- Commercial production remains on track to start late 2022.



BUSINESS UPDATE BEVERAGES & CREAM

Synlait continues to develop customer and product innovation pipelines. Delay in product coming to market a significant focus for management.

Synlait Swappa Bottle

- First own-branded consumer foods product launched at two Christchurch New World supermarkets in October 2021 as part of pilot programme. Rates of sale and return of bottles exceeded business case expectations.
- Received enquiries to sell Swappa Bottle across New Zealand. Reviewing the business case for expanded distribution.

UHT cream

- Continue to amend formulation and specifications to service the needs of a significant European multinational customer.

Consumer beverage strategy

- Product propositions being developed in line with strategy.

At Synlait's Research and Development Centre in Palmerston North a technician measures the viscosity of drinking yoghurt, a product currently under development.



BUSINESS UPDATE CONSUMER FOODS (DAIRYWORKS)

H1 22 demonstrated continued progress in Dairyworks strategy 'Moving From Cheese to Dairy' and its ambition to be the second biggest player in the New Zealand consumer category:

- Foodservice growth strategy launched with Dairyworks branded milk and cream range. Partnered with Bidfresh for South Island/Wellington distribution.
- Category extension continues. National distribution for Protein Fit yoghurt range achieved (300 stores). Next yoghurt range to launch in July.
- Business development discussions continue in key export markets (Australia and China) to expand global distribution. Commercial terms on track to be completed H2 22, first sales realised H1 23.
- Dairyworks warehouse and distribution centre build completed. Enabled consolidation of bulk/finished goods in one location.
- Operational cost control and optimisation focus saw material cost reductions. This was offset by increased input costs due to inflation. Cash remains a focus, \$14m inventory reduction, further reductions expected in H2 22.



Dairyworks branded milk and cream was launched into the foodservice channel in September 2021 in partnership with Bidfresh who distribute it for Dairyworks.

CREATING VALUE FROM SYNLAIT'S SUSTAINABILITY INVESTMENT

Several large-scale projects underway:

- Synlait, Danone and AgResearch are participating in a soil health and regenerative agriculture study on 10 farms over five years to determine impacts of soil health changes on production, farm resilience and the environment. Ministry for Primary Industries' Sustainable Food and Fibre Futures fund committed \$2.8m. Synlait and Danone jointly contributed \$1.0m.
- Boiler 2 at Synlait Dunsandel is being converted from coal to biomass. Wood pellet campaign to start in FY23. Project co-funded by the New Zealand Government Investment in Decarbonising Industry (GIDI) and The a2 Milk Company.
- Electrode boiler to be upgraded to maximum capacity and connected to entire Dunsandel facility in early FY23. Project also co-funded by NZ GIDI fund.

Significant reduction in Greenhouse Gas Emissions continue:

- On-farm emissions intensity per kg of milk solids reduced 5% in FY21, or 10% compared to FY18 base year when targets were first established.
- FY21 total off-farm (scope 1 and 2) emissions remained stable compared to FY20.
- Scope 1 and 2 emissions intensity per kg of product reduced 24% compared to FY18.
- Lead With Pride™ incentives were updated to reward mitigation measures on-farm. A tool to assess reduction measures was developed to calculate farmers potential incentive payment.

Commercialisation of Synlait's sustainability strategy progresses:

- Committed to growing high value business on the back of Synlait's sustainability investment. Made With Better Milk is the programme being developed to do this.
- Active discussions with local and international customers underway to craft product value propositions that provide opportunities to differentiate their brands through unique claims such as grass-fed certification, low greenhouse gas emissions, and regenerative agriculture practices.



Mocked up packaging for Made With Better Milk whole and skim milk powders proudly display Synlait's B Corporation™ certification.

KEY PRIORITIES FOR THE SECOND HALF

1. Deliver critical projects:
 - Successfully renew the SAMR license for Chinese labelled a2 Platinum® Infant Formula to ensure China market access is retained.
 - Successfully implement the Enterprise Resource Planning system on 1 August.
 - Ensure readiness to successfully commence commercial production for Synlait Pokeno's new multinational customer.
2. Navigate Omicron's impact on Synlait's workforce and supply chains.
3. Rebuild the team and internal culture following a period of constant change and reorganisation. Synlait needs an engaged, committed, and re-energised workforce to successfully rebuild the business and return it to sustainable profitable growth.
4. Review Synlait's strategy to ensure it has sufficient clarity and focus to deliver the second year of the recovery plan and beyond.



Warehouse activity at Synlait Pokeno.

FULL YEAR 2022 GUIDANCE STATEMENT

Updated as at 1 April 2022

Synlait still expects its Net Profit After Tax result to return to robust profitability in FY22 based on:

- Tighter management of its Ingredient business;
- Improved infant base powder volumes;
- A growing contribution from its Lactoferrin and Consumer Foods businesses; and
- Retained cost savings.

FY22 also includes a one-off gain on sale of \$17.1 million from the sale and leaseback of the land and building at Synlait Auckland, which was realised in the first half. Note \$11.9 million (non-taxable) of this gain was recognised in H1 22 and the balance will be released to the P&L over the life of the 10-year lease in accordance with relevant lease accounting standards.

Synlait does not expect its profitability to grow at the same rate in the second half of FY22 due to several external factors which could impact performance. These include:

- The impact of Omicron and broader labour shortages in New Zealand on Synlait's workforce, which remains unknown. This could impact Synlait's ability to operate at normal production levels in the short-term.
- Ongoing disruptions to global supply chains due to COVID-19 and geopolitical issues which could impact Synlait's ability to procure raw materials and export products.
- Dairy commodity prices continuing to rise due to strong global demand outrunning restricted supply, which could potentially create downside risk in FY22, and equally an opposite upside opportunity in FY23, due to lagged priced contracts with large multinational customers.

Planned reductions in inventory at Synlait and Dairyworks will generate operating cashflows in excess of earnings. These strong cashflows will enable Synlait to complete its capital expenditure programme and reduce debt to comfortable levels over the next two years.

As previously communicated, Synlait's performance will build into FY23 as production for its new multinational customer at Synlait Pokeno ramps up and its Consumer Foods business continues to grow.

Board and Management still expect that by the end of FY23 the recovery plan will have seen Synlait return to similar levels of profitability, operating cash flows, and debt ratios as per the years leading into FY21.

APPENDICES



Synlait's striking pink and white tankers have become a common sight on roads around Canterbury and the Waikato.

GROSS PROFIT PERFORMANCE BY CATEGORY

	H1 18	H1 19	H1 20	H1 21	H1 22
Sales volume (MT)					
Nutritionals	19,090	21,947	23,657	19,679	13,774
Ingredients	43,279	50,930	45,673	56,971	72,028
Beverages & Cream	-	-	15,886	16,151	16,043
Consumer Foods	-	-	1,057	14,119	14,342
Subtotal	62,369	72,877	86,273	106,920	116,187
Gross profit (\$M)					
Nutritionals	59.4	67.9	69.0	31.7	25.6
Ingredients	25.9	17.4	16.7	19.0	34.7
Beverages & Cream	-	-	0.1	(1.7)	(0.3)
Consumer Foods	-	-	(2.3)	10.1	8.1
Subtotal	85.3	85.3	83.5	59.1	68.1
Gross profit (\$/MT)					
Nutritionals	3,112.1	3,091.8	2,915.4	1,612.4	1,861.1
Ingredients	599.1	341.8	366.0	333.6	482.3
Beverages & Cream	-	-	5.9	(104.2)	(17.5)
Consumer Foods	-	-	(2,192.4)	712.9	564.4
Subtotal	1,368.2	1,170.0	967.4	552.9	586.9
Revenue (\$M)					
Nutritionals	196.6	206.8	251.6	223.7	174.8
Ingredients	216.6	243.7	237.9	275.0	423.7
Beverages & Cream	-	-	19.6	18.5	22.0
Consumer Foods	-	-	8.0	112.6	126.8
Subtotal	413.2	450.5	517.1	629.8	747.3

Note: sales not attributable to business units are not included in the above table.

BANKING FACILITIES, COVENANTS AND BOND ISSUE

Synlait currently has four syndicated bank facilities in place with ANZ and BNZ:

1. Working capital facility (multi-currency) – facility limit of \$250 million and reviewed annually, which temporarily increased to \$330 million in September 2021, stepped back down to \$250 million in February 2022.
2. Revolving credit facility (Facility A) - facility limit of \$100 million maturing 1 October 2023, with \$29.6 million amortising 31 March 2022, \$3.7 million amortising 31 July 2022, and \$33.3 million amortising 31 July 2023. The amounts due to amortise on 31 March and 31 July 2022 were not drawn at 31 January 2022.
3. Revolving credit facility (Facility B) – facility limit of \$50 million maturing 1 October 2023.
4. Revolving credit facility (Facility C) – facility limit of \$50 million maturing 1 October 2023.

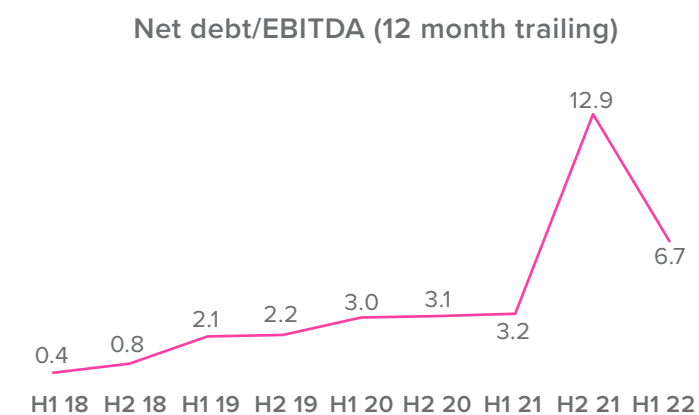
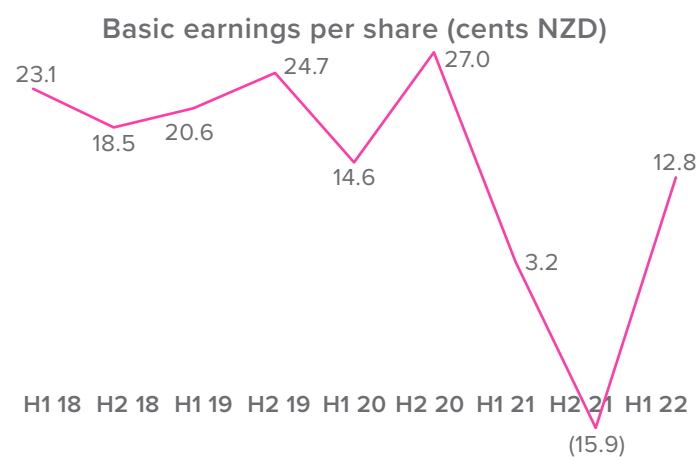
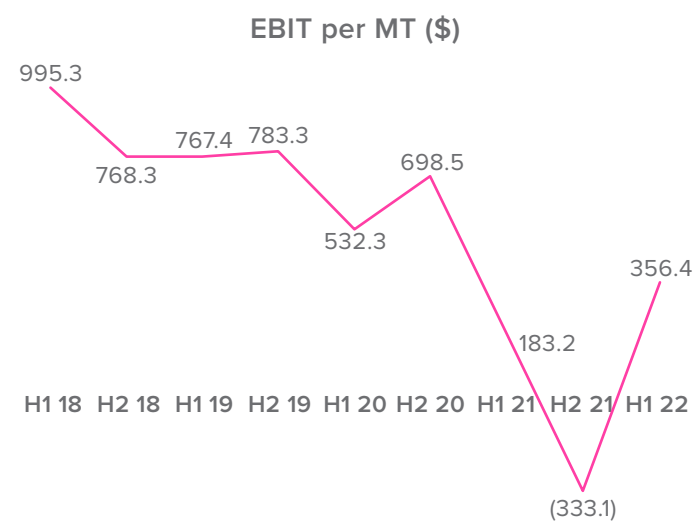
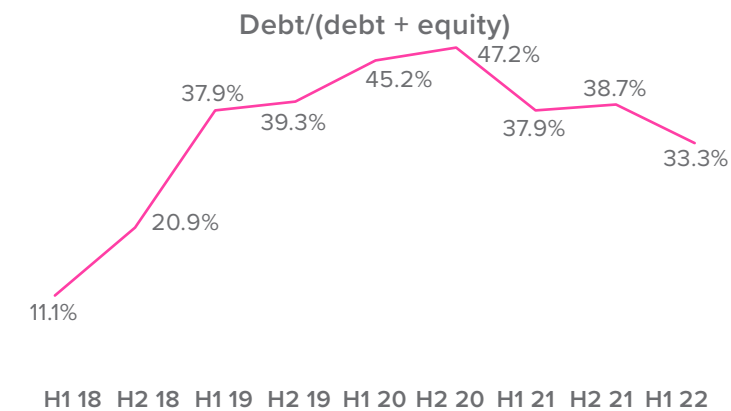
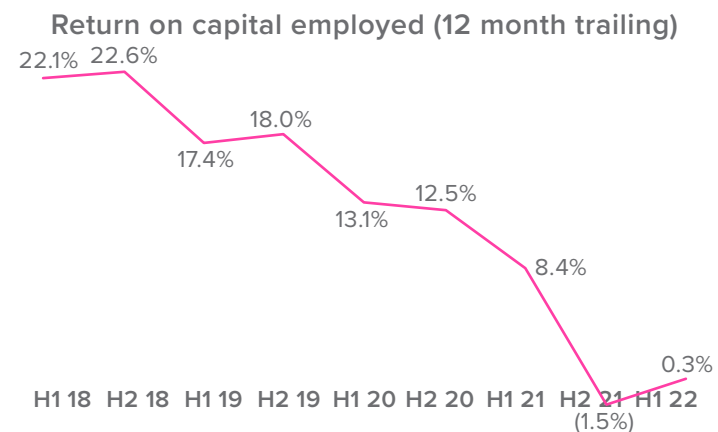
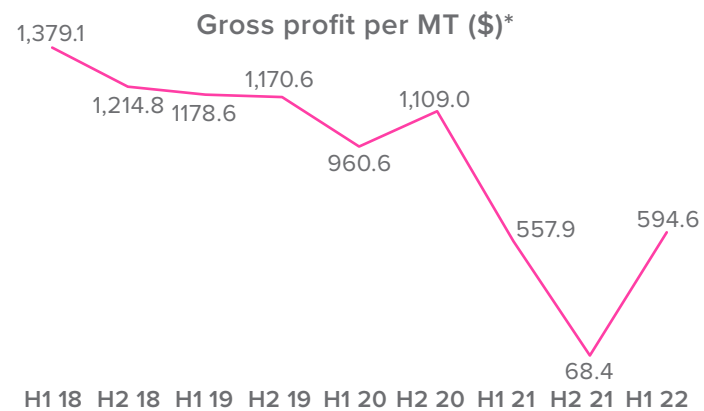
Bond issue

- \$180 million of five-year unsecured subordinated fixed rate bonds listed on the NZX Debt Market in December 2019.

Synlait has key financial covenants in place with its banking syndicate for FY22. These are:

1. Interest cover ratio – EBITDA to interest expense of no less than 3.0x.
2. Minimum shareholders funds – no less than \$600 million.
3. Working capital ratio – inventory and debtors to working capital facility outstanding of no less than 1.5x.
4. Leverage ratio – total debt to EBITDA is no greater than 4.5x.
5. Senior leverage ratio – total debt excluding Subordinate Bond to EBITDA is no greater than 3.0x.

KEY FINANCIAL METRICS



* Excludes gross profit not attributable to business units.

SUMMARISED INCOME STATEMENT

	H1 20*	H1 21*	H1 22	% Change from H1 21 to H1 22
Revenue	559.3	664.2	790.6	19%
Cost of sales	(476.4)	(604.5)	(721.5)	19%
Gross profit	82.9	59.7	69.1	16%
Other income	0.6	1.6	15.4	857%
SG&A costs	(37.6)	(41.7)	(43.1)	4%
Net finance costs	(9.5)	(11.1)	(10.3)	-7%
Income taxes	(10.6)	(2.1)	(3.2)	52%
NPAT	25.8	6.4	27.9	338%
Depreciation and amortisation	(20.9)	(27.7)	(27.0)	-2%
EBITDA	66.8	47.3	68.4	45%

* Restated for a change in accounting policy relating to cloud software costs.

DISCLAIMER

This presentation is intended to constitute a summary of certain information about the Synlait Group (“Synlait”) or in connection with its half year 2022 financial results. It should be read in conjunction with, and subject to, the explanations and views in documents previously released to the market by Synlait. This presentation is not an offer or an invitation, recommendation or inducement to acquire, buy, sell or hold Synlait’s shares or any other financial products and is not a product disclosure statement, prospectus or other offering document, under New Zealand law or any other law.

This presentation is provided for information purposes only. The information contained in this presentation is not intended to be relied upon as advice to investors and does not take into account the investment objectives, financial situation or needs of any particular investor. Investors should assess their own individual financial circumstances and should consult with their own legal, tax, business and/or financial advisers or consultants before making any investment decision.

Any forward looking statements and projections in this presentation are provided as a general guide only based on management’s current expectations and assumptions and should not be relied upon as an indication or guarantee of future performance. Forward looking statements and projections involve known and unknown risks, uncertainties, assumptions and other important factors, many of which are

beyond the control of Synlait and which are subject to change without notice. Actual results, performance or achievements may differ materially from those expressed or implied in this presentation. No person is under any obligation to update this presentation at any time after its release except as required by law and the NZX Listing Rules, or the ASX Listing Rules.

Any forward looking statements in this presentation are unaudited and may include non-GAAP financial measures and information. Not all of the financial information (including any non-GAAP information) will have been prepared in accordance with, nor is it intended to comply with: (i) the financial or other reporting requirements of any regulatory body or any applicable legislation; or (ii) the accounting principles or standards generally accepted in New Zealand or any other jurisdiction, or with International Financial Reporting Standards. Some figures may be rounded and so actual calculation of the figures may differ from the figures in this presentation. Some of the information in this presentation is based on non-GAAP financial information, which does not have a standardised meaning prescribed by GAAP and therefore may not be comparable to similar financial information presented by other entities. Non-GAAP financial information in this presentation has not been audited or reviewed.

Any past performance information in this presentation is given for illustration purposes only and is not indicative of future performance and no guarantee of future returns is implied or given.

While all reasonable care has been taken in relation to the preparation of this presentation, to the maximum extent permitted by law, no representation or warranty, expressed or implied, is made as to the accuracy, adequacy, reliability, completeness or reasonableness of any statements, estimates or opinions or other information contained in this presentation, any of which may change without notice. To the maximum extent permitted by law, Synlait, its subsidiaries, and their respective directors, officers, employees, contractors, agents, advisors and affiliates disclaim and will have no liability or responsibility (including, without limitation, liability for negligence) for any direct or indirect loss or damage which may be suffered by any person through use of or reliance on anything contained in, or omitted from, this presentation.

All values are expressed in New Zealand currency unless otherwise stated.

All intellectual property, proprietary and other rights and interests in this presentation are owned by Synlait.

